

DISASSEMBLY

1. REMOVE ASSIST GRIP

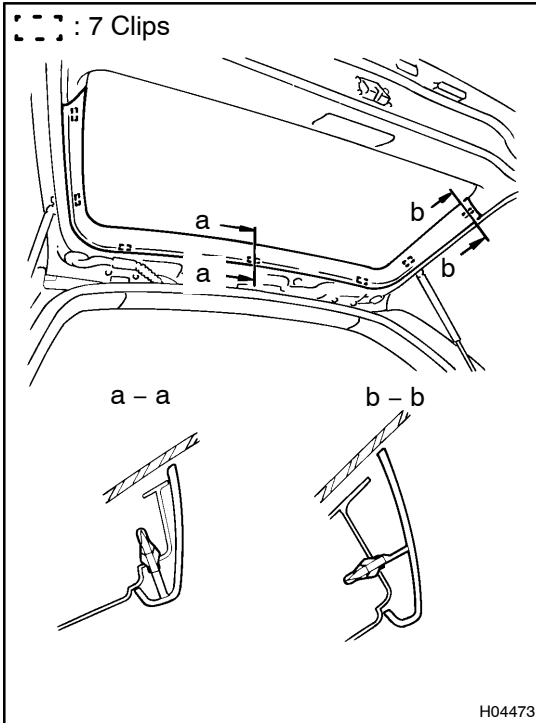
- (a) Using a screwdriver, remove the 2 assist grip plugs.

HINT:

Tape the screwdriver tip before use.

- (b) Remove the 2 screws and assist grip.

2. REMOVE INSIDE HANDLE BEZEL

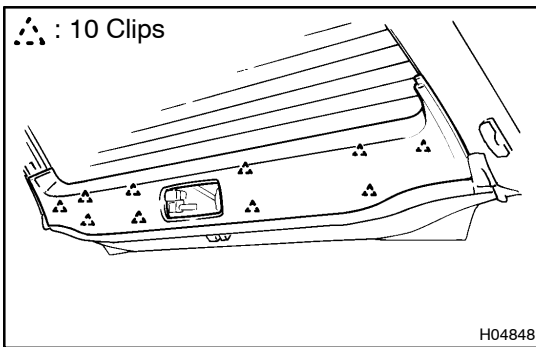


3. REMOVE CENTER BACK DOOR GARNISH

Using a screwdriver, remove the center back door garnish.

HINT:

Tape the screwdriver tip before use.




4. REMOVE BACK DOOR GARNISH

Using a screwdriver, remove the back door garnish.

HINT:

Tape the screwdriver tip before use.



5. REMOVE REAR WIPER ARM

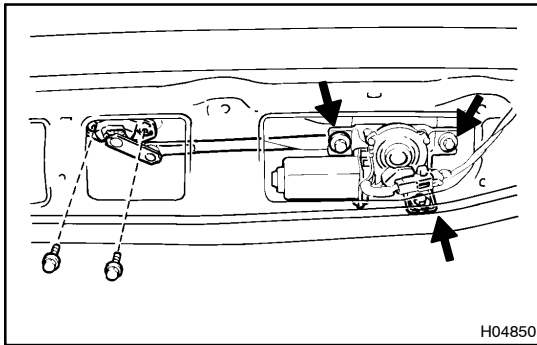
(See page [BO-51](#))

- (a) Open the cover.

- (b) Remove the nut and rear wiper arm.

Torque: 5.4 N·m (55 kgf·cm, 48 in·lbf)

- (c) Remove the grommet.

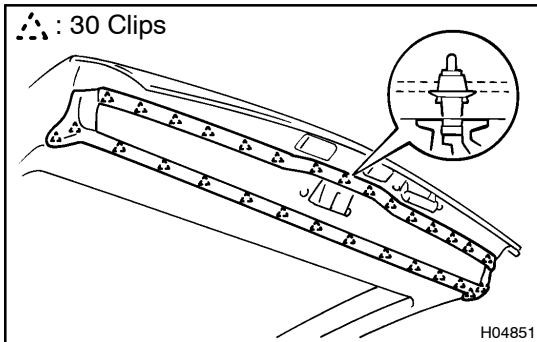


6. REMOVE REAR WIPER MOTOR AND LINK ASSEMBLY

- Disconnect the connector.
- Remove the 2 bolts.
- Unfasten the 3 bolts and remove the rear wiper motor and link assembly.

Torque: 5.4 N·m (55 kgf·cm, 48 in·lbf)

7. REMOVE REAR WIPER RELAY

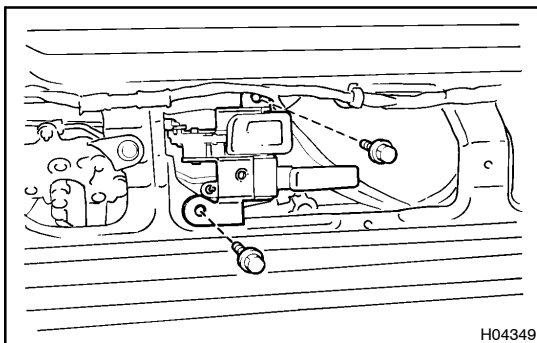


8. REMOVE LIFT GATE WEATHERSTRIP

Remove the lift gate weatherstrip.

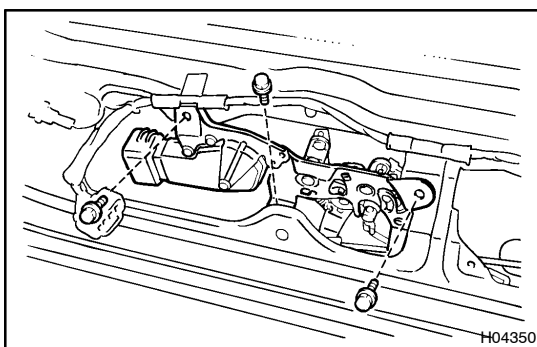
NOTICE:

Do not pull strongly on the weatherstrip as it may tear.



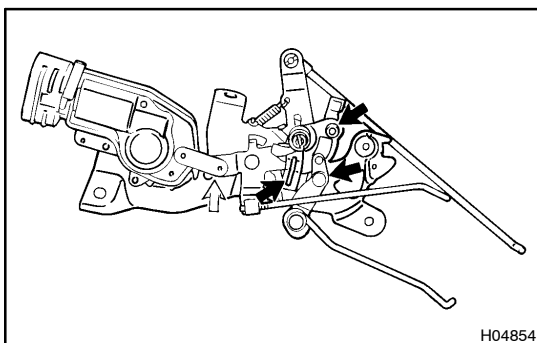
9. REMOVE BACK DOOR INSIDE HANDLE

- Remove the 2 bolts.
- Disconnect the back door lock locking rod and back door lock inside opening link, then remove the back door inside handle.



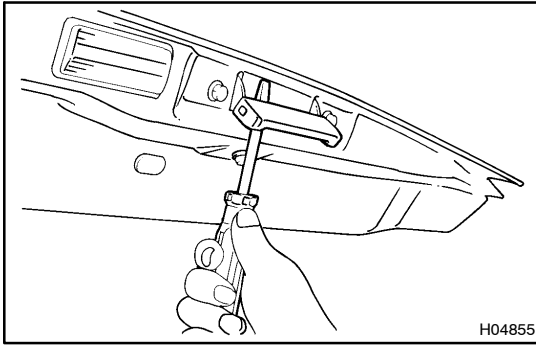
10. REMOVE BACK DOOR CONTROL

- Disconnect the links.
 - Remove the 3 bolts.
- Torque: 7.4 N·m (75 kgf·cm, 65 in·lbf)**
- Disconnect the connector, then remove the back door control.



HINT:

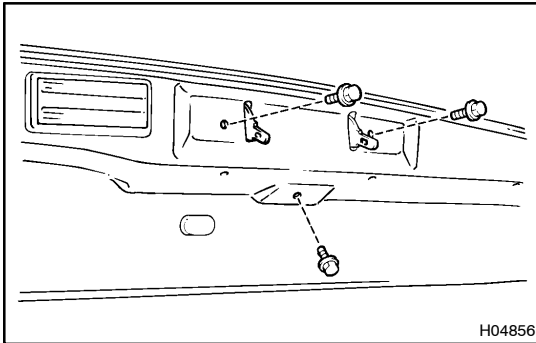
At the time of assembly, please refer to the following item.
Apply MP grease to the sliding surface of the back door control.

**11. REMOVE BACK DOOR OUTSIDE HANDLE ASSEMBLY**

- (a) Using a screwdriver, remove the back door outside handle.

HINT:

Tape the screwdriver tip before use.



- (b) Remove the 3 bolts and back door outside handle assembly.

Torque: 7.4 N·m (75 kgf·cm, 65 in.·lbf)

12. REMOVE THESE PARTS:

- (a) License plate light
(b) Back door lock